

NEWSLETTER

No. 19

Phone: 5152 4395
Email: bairnsdale.ps@edumail.vic.gov.au
Website: www.bairnsdale754ps.vic.edu.au
Facebook: www.facebook.com/BairnsdalePrimarySchool
Office Hours 8.30am—4.00pm

Wednesday 26th June 2019

Our Vision Statement: 754 Primary School will maximise opportunities for its students to be resilient learners in an ever changing world.

The Values of 754 revolve around: Resilience, Responsibility and Respect. Our whole school approach of School Wide Positive Behaviour Support, is the Framework to support these values.

June:

Thur 27th: School Reports Distributed
Salvation Army Community Breakfast
Gold Coin Donation

Fri 28th: Last Day Term 2 **Early Finish 2:15pm**

Happy Holidays

Breakfast Club: Run by the Salvation Army
Monday and Thursday 8.15am - 8.45am

July:

Mon 15th: Staff PD (**No Students**)

Tue 16th: First Day Term 3 for students.
Whole School Hearing tests commence.

Tue 30th: Grade 5/6 "Captured in Africa" Incursion

Normal School Hours for students
8.50am to 3.15pm

754 Community Playgroup:


Every Thursday 9.00am - 11.00am in the hall.

Week 10 Term 2 - 2019

Last week of the term and I believe that we are all looking forward to a break and hopefully getting warmth somewhere. I know that I will be enjoying the sunshine in Northern Western Australia, currently averaging 31C – Yeh!



On Monday of this week we ran the elections for the School Captains for Semester 2. Congratulations to all who were prepared to put themselves "out there" and make a speech in front of their peers. Congratulations goes to Chloe Robbins, Koby Strecker and Sophie Irish.



I look forward to working with the "new crew" and they certainly have much to live up to, as our Semester 1 Captains truly did an outstanding job. Farewell and thank you to Ella, Elizabeth, Hugo and Olivia, as they hand over the mantel.

The first day of school for students in Term 3 is **Tuesday the 16th of July**. The Monday will be a staff Professional Development Day, where we have 3 distinct topics to cover: (1) Student Voice and how we can better apply this to our classrooms (2) Maximising the capacity and effectiveness of Athletics and Reading Eggs for our kids (3) Student Data and analysing our results from semester One – with a reflection on our constant improvement.

Something to Ponder: Holidays are a great time for families to relax, rest up, but also spend some quality time with each other. Holidays don't have to cost a fortune: There are loads of activities that are free and easily accessible. The All Abilities Playground is one of the best that I have seen, we have wonderful bike trails around the area, games of cards and Monopoly provide hours of entertainment and more. (Throwing in the odd movie is always nice!) Please don't just allow kids to spend mindless hours on games.

I listened to a really interesting Podcast about the actual changes in the brain's frontal cortex for people who have become addicted to games. Their brains, literally change structure and show the same changes as those of people who are addicted to substances. There is a great website and program that is supporting rehabilitation for Gaming addicts, "Gaming quitters" – check it out.

Enjoy the break and I look forward to hearing all of the families' stories in term 3.

Talk Soon
Trudie Nagle
Principal



School Holidays:

Just a reminder to families that the last day of school for term 2 is Friday 28th June with an **early finish time of 2.15pm**. Term 3 starts for students on Tuesday 16th July.

ICAS Testing:

ICAS testing will be happening again in September. This year for your child to participate you need to register and make payments online via the ICAS portal prior to 31st July as we will not be accepting payments at the school. Please see pages 7 and 8 of last weeks newsletter for the link to the ICAS payment portal and our school's access code.

Request from Grade 3/4C (Mrs. Fitz):

School Production: As part of our costume for the production in Term 3, Mrs. Fitz's grade need **empty 2 litre** soft drink bottles. When you have finished with the bottle, could you please bring it to school and give it to Mrs. Fitzclarence. Thank you,
From Grade 3/ 4 C.



Earn and Learn Stickers:

Please don't forget to bring your Earn and Learn stickers to the office. There is not much time left to get them into the school.

Art Room News:

The art room are now looking for donations of empty and clean tin cans (baked beans etc.) as students are now moving onto making wind chimes. Thank you to everyone who donated bottle tops.



Community Breakfast:



Tomorrow morning is the Salvation Army Community Breakfast for term 2 which commences at 8:00am outside the school hall. The community breakfast is open to all in our school community, Parents, Kids, Grandparents, Carers, Aunts and Uncles. All that we ask is that you help out by giving a **Gold Coin Donation**. Any donations received help the Salvation Army to continue to offer programs in and around our fantastic community for those less fortunate than ourselves.

Free Hearing Tests:

Commencing the first week of term 3 we will be commencing a whole school hearing test program. Permission notes will be sent home tomorrow with students so please read carefully, sign and return to school by Friday 26th June for your child to be seen by the hearing specialists. There will be no cost to families.



Drought Relief Vouchers (Nicks Clothing):

Nicks clothing have informed us that many parents have not used their drought relief uniform vouchers. These vouchers have expired but the school has been granted an extension, so Nicks Clothing Store will still honour them for the next two weeks. You do not have to take all the items on the voucher however you can only have items listed on the voucher (no exchange for different products). Items on the vouchers are subsidised from States Schools relief and there may be a small difference in price that you will need to cover. If you have any questions please contact the office.

Head lice:

We have had many cases of head lice reported to the school recently. Please remember to check your child's hair regularly. Please see an information brochure further in the newsletter.

Happy Holidays

There is **never** an occasion when violence is an acceptable behaviour.

School Council Representatives:

Hello, my name is Tanya Dalley and I am now in my second term as a member of 754's school council. At our first council meeting for 2019, I accepted the opportunity to be your school council Vice President.

My association with 754 began when my son Hayden started his primary education in 2011. Currently I have Lara enrolled in grade 6 & Iyla in grade 2.

As many of you could testify to over 9 years our school has had many changes and challenges & is evolving significantly, in what I believe is a very positive direction.


The decision to join school council was honestly an easy choice for me to make. Councillors, past & present have all made decisions with the focus being our students & school, which has brought us to where we are today. I hope, over my time on school council that we can continue making decisions that further develop 754 as a place where our kid's development is at the forefront, our staff are supported & our community as a whole is proud of its link to 754.

I would hope that any member of the school community would feel comfortable to approach me for a chat & put forward any ideas or issues that you would like to be discussed by our school council.


**** New Students Around Our School ****




Ellie



Matthew



Shacoda



Huzefa

Absent are Tom, Billy and Pahtyn.



Art Report.

By Ruby Strecker 5/6A

Introduction

Art at our school is a great experience. We get to do a great variety of activities. We are extremely lucky to have an Art teacher that gives us a lesson once a week. Her name is Miss Backman. During the course of the year we do painting to sculptures to knitting.

What materials do we use?

In art we get to use a lot of different materials for different projects. For example: if we were making a sculpture we would use clay, carving tools we would also use our sketch book to plan our designs. Some of the materials we get to use are: paintbrushes, carving tools, fine liners, pencils and so much more. It depends on what activity we do. Every second year 754 has an Art show where we show our art to our parents.

Landscape Picture

One of the projects we have done is a landscape with a background, middle ground and foreground. Miss Backman wanted us (our class) to use contrasting colours. I am not finished yet because when I traced the outline of the drawing in fine liner I used the one that is not water resistant and we were using watercolour paint! I also have a lot of detail on the buildings. Guess what?! Some of the windows were really small and I outlined them in the non-waterproof pen. So I am in the process of colouring them in by hand with a yellow pencil. I will get there one day.

Self Portrait

Every year we get to do a self portrait and Miss Backman chooses a theme for us to base it on. For example this year the grade 5 / 6 theme is we have to use animal filters. So first you had to take a photo of yourself and Miss Backman has an app on her iPad that you can add filters on. Then Miss Backman prints the photo and we have to copy it. To do this you have to be able to split your face into different sections and place all of the face features in the correct spot.

Why Do I enjoy Art?

I enjoy Art because you can let your imagination run wild. Nothing stops you from using your imagination. This is the best thing about Art. I don't get how Miss Backman can know so much. Well I guess she has probably had years of practice to do it. She is the best Art teacher ever. Thank you so much Miss Backman for giving us a lesson once a week!

Art Report.

By Bella Bence 5/6A

Introduction

When you think of primary school students doing art the first thing that comes to mind is a few scribbles on paper. Throughout this report I will show you that primary school students can do more than a few scribbles on paper.

Planning

For an example of planning I'm going to tell you about the landscape we have recently done. When you're painting a landscape you can't just pick up a paint brush and do it. Miss Backman (our art teacher) says a great way to plan out a landscape is by doing a mind map.

Positioning/Sketching

If you are wondering why I added positioning it's because photography is a type of art. So anyway if you are designing, drawing or painting you should sketch it lightly first. Back to photography, one of my tips is if you are taking a photo of someone walking, position their legs to look like they're walking.

Finishing Off

There are many ways to finish off here are some of the common ones: shade it with grey led, colour it in, fine line it or paint it.

Conclusion

So as you can see our art is way more complex than it seems, it is not just a few scribbles on paper. It's way more.

There is **never** an occasion when violence is an acceptable behaviour.

Respectful Relationships

Hello,

Respectful Relationships supports schools and early childhood settings to promote and model respect, positive attitudes and behaviours. It teaches our children how to build healthy relationships, resilience and confidence.

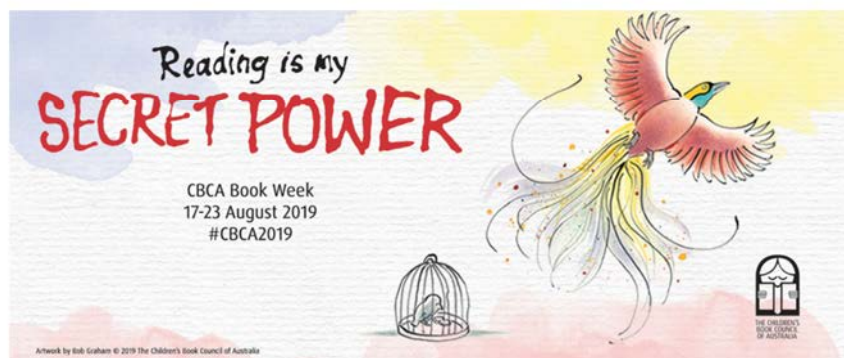
Myth: Students will use the Resilience, Rights and Respectful Relationships teaching and learning materials learning materials like a textbook.

Fact: The Resilience, Rights and Respectful Relationships teaching and learning materials are designed to support teachers to deliver respectful relationships education in the classroom.

Teachers use their experience and knowledge to deliver this material in the most suitable way for their students. Materials were developed by nationally and internationally recognised experts from the University of Melbourne's Graduate School of Education. RR TEAM



CBCA BOOK WEEK @ 754



On Friday 23rd August 2019 *Bairnsdale Primary School* will celebrate CBCA Book Week.

We will have a Book Week Dress-up Day. You can dress up as a favourite book character, or following the theme of "Reading is my Secret Super Power".

A parade for the students will take place from 9:15 in the morning.

Following the parade, parents will be invited into their child's Classroom for some reading activities.

After the reading session children and parents can share a picnic outside.

We hope to have a Storyteller visit us during the week.

We will keep you posted.

There is **never** an occasion when violence is an acceptable behaviour.



Motto "No Backward Steps"

330-370 Main Street, Bairnsdale
PO Box 679, Bairnsdale - 3875
Telephone: 5152 4395 Fax: 5153 1119
E-mail: bairnsdale.ps@edumail.vic.gov.au
Website: www.bairnsdale754ps.vic.edu.au

PRIMARY SCHOOL No 754
BAIRNSDALE - VICTORIA



Term 3 Community Consultation Night

Let's ask the parents what topics you might like discussed

Date: Wednesday 21st August @ 6.30 to 8.00pm

Good afternoon all; This event has occurred for the past 3 years and is now an annual event on the 754 calendar.

It tends to be a round table affair, where we discuss a series of questions, concerns or programs that are running at the school.

All members of our community are encouraged to come along. We also have a number of Principals from other schools in our Network that "host" a table, plus School Councillor members, parents and students.

The reality is that I have set the agenda for the past years and now I am wanting to hand over to you: I am really keen to hear what you might like to be the topics for discussion on the night.

All you need to do is ring the office or send in an email or note: indicating your suggestion.

I will take these on board and we will again try and host a fantastic event where all members of our school community can become involved with school decision-making and influence thinking.

I am very happy to chat to you anytime.

Thanks for your input.

Trudie Nagle

Principal



Student Awards

Prep A: Riley Hayles for taking responsibility for his learning and behaviour. Riley had a fantastic week at school. Keep up the great work!

1/2 A: Pheobe Fields for showing our school value of resilience and bouncing back when she is in the blue zone.

1/2 B: Zakk Stewart for focusing so well during handwriting this week. I am super proud of how far you have come with your handwriting. This week you have taken your time to produce well-formed letters and sentences.

3/4 A: Laura Jeanes for helping others in her classroom to stay on task in a friendly way. Well done!

3/4 B: Charlotte Von for being responsible by staying on task and completing her work in a timely manner. Keep up the good work.

3/4 C: Navaeh Hayes for being responsible when working in a small group and staying on task.

5/6 A: Kayla Turner was nominated by her classmates for the responsibility award. She has shown responsibility by being on task in class. Kayla is attentive during discussion time and is an active participant in group work.

5/6 B: Justin Diprose this week you have taken on the challenge of booster group - contributing in a debate team. To be honest, it has been tricky to find extra reasons, however you have taken this obstacle well - through the help of humour, feedback and determination. Overall, it's great that you are taking on new thing such as the prospect of the P.E.P at SECO.

5/6 C: Hunter Settle you have had lots of changes in your life lately and you have approached them cheerfully and positively. You come to school every morning with a "Good Morning" How are you today?" You have been more organised in the classroom and playing great games out in the yard. Well done for working on your positive attitude.

Canteen News



Canteen Closed on Mondays

Slushies are now available at the canteen.

Volunteers welcome from 9:30am to 10:50am

If interested please see Dan at the canteen or leave your name and number with the office staff.

Snacks are available in the canteen at first break, prices start at 50cents



There is **never** an occasion when violence is an acceptable behaviour.

School Reports



Coming Home – Thursday 29th June

Last Day for Term 2

Friday 28th June



Finishing at 2.15pm

Treating and controlling headlice

health

While children are at school many families will have contact with head lice. The information contained here will help you treat and control head lice.

Catching head lice

Head lice have been around for many thousands of years. Anyone can get head lice.

Head lice are small, wingless, blood sucking insects. Their colour varies from whitish-brown to reddish-brown. Head lice only survive on humans. If isolated from the head they die very quickly (usually within 24 hours).

People get head lice from direct hair to hair contact with another person who has head lice. This can happen when people play, cuddle or work closely together.

Head lice do not have wings or jumping legs so they cannot fly or jump from head to head. They can only crawl.

Finding head lice

Many lice do not cause an itch, so you have to look carefully to find them.

Head lice are found on the hair itself and move to the scalp to feed. They have six legs which end in a claw and they rarely fall from the head. Louse eggs (also called nits) are laid within 1.5 cm of the scalp and are firmly attached to the hair. They resemble dandruff, but can't be brushed off.

Lice can crawl and hide. The easiest and most effective way to find them is to follow these steps:

- Step 1** Comb any type of hair conditioner on to dry, brushed (detangled) hair. This stuns the lice and makes it difficult for them to grip the hair or crawl around.
- Step 2** Now comb sections of the hair with a fine tooth, head lice comb.
- Step 3** Wipe the conditioner from the comb onto a paper towel or tissue.
- Step 4** Look on the tissue and on the comb for lice and eggs.
- Step 5** Repeat the combing for every part of the head at least four or five times.

If lice or eggs are found, the hair should be treated.

If the person has been treated recently and you only find empty hatched eggs, you may not have to treat, as the empty eggs could be from a previous episode.

Treating head lice

Treating head lice involves removing lice and eggs from the hair. There are two ways you can do this:

1. Buying and using a head lice lotion or shampoo, following the instructions on the product
2. Using the conditioner and comb method (described under 'finding head lice') every second day until there have been no live lice found for ten days.

If you choose to use a head lice product always read and follow the instructions provided with the product carefully. The following points may also be helpful:

- Head lice products must be applied to all parts of the hair and scalp.
- No treatment kills all of the eggs so treatment must involve two applications, seven days apart. The first treatment kills all lice; the second treatment kills the lice that may have hatched from eggs not killed by the first treatment.
- Cover the person's eyes while the treatment is being applied. A towel is a good way to do this.
- If you are using a lotion, apply the product to dry hair.
- If you are using a shampoo, wet the hair, but use the least amount of water possible.
- Apply the treatment near the scalp, using an ordinary comb to cover the hair from root to tip. Repeat this several times until all the hair is covered.

There is no need to treat the whole family - unless they also have head lice.

Concentrate on the head - there is no need to clean the house or the classroom.

Only the pillowcase requires washing - either wash it in hot water (at least 60°C) or dry it using a clothes dryer on the hot or warm setting.



A Victorian
Government
Initiative

Department of Health

Testing resistance

Head lice products belong in one of the following categories depending on the active compound they contain:

- pyrethrins
- synthetic pyrethroids (permethrin, bioallethrin)
- organophosphates (maldison or malathion)
- herbal with or without natural (non-chemical) pyrethrins.

Insecticide resistance is common, so you should test if lice are dead. If they are, treat again in seven days using the same product. If the lice are not dead, the treatment has not worked and the lice may be resistant to the product and all products containing the same active compound. Wash off the product and treat as soon as possible using a product containing a different active compound. If the insecticide has worked, the lice will be dead within 20 minutes.

Any head lice product could cause a reaction and should be used with care by women who are pregnant or breastfeeding, children less than 12 months old and people with allergies, asthma or open wounds on the scalp. If you are unsure, please check with your pharmacist or doctor.

Head lice combs

Combs with long, rounded stainless steel teeth positioned very close together have been shown to be the most effective, however, any head lice comb can be used.

Head lice eggs

Head lice eggs are small (the size of a pinhead) and oval. A live egg will 'pop' when squashed between fingernails.



Dead eggs have crumpled sides and hatched eggs look like tiny boiled eggs with their tops cut off.

Regulations

According to the Public Health and Wellbeing Regulations 2009, children with head lice can be readmitted to school or children's service centres after treatment has commenced.

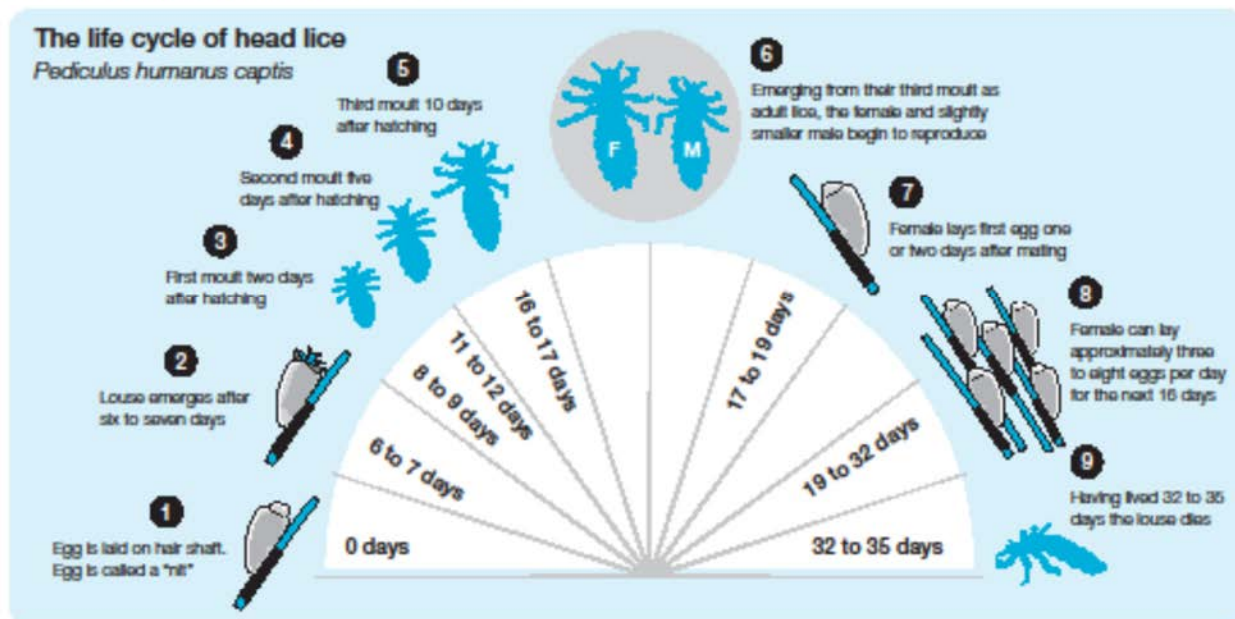
The department recommends a child with head lice can be treated one evening and return to school or children's service centres the next day, even if there are still some eggs present. There is no need to miss school or child care because of head lice.

Preventing head lice

Check your child's head regularly with comb and conditioner. There is no research to prove that chemical or herbal therapies can prevent head lice.

Further information

The following website offers further information:
www.health.vic.gov.au/headlice



The information in this pamphlet is based on the research conducted and written by Associate Professor Rick Speare and the team of researchers at, School of Public Health and Tropical Medicine, James Cook University.

Treating and controlling head lice

Cover concept by students from St Patrick's Primary School, West Geelong. Life cycle diagram courtesy of Nitpickers Qld.
© Copyright Department of Health 2010. Authorised by the State Government of Victoria, 50 Lonsdale Street, Melbourne. November 2010. PH468. (1010013)

Family Movie Screening

Dumbo

PG

Parental
guidance
recommended

Mild themes, some scenes
may scare young children



Join us for the screening of *Dumbo*

Holt was once a circus star, but he went off to war and when he returned it had terribly altered him.

Circus owner Max Medici (Danny DeVito) hires him to take care of Dumbo, a newborn elephant whose oversized ears make him the laughing stock of the struggling circus troupe.

But when Holt's children discover that Dumbo can fly, silver-tongued entrepreneur V.A. Vandevere (Michael Keaton), and aerial artist Colette Marchant (Eva Green) swoop in to make the little elephant a star.

11111111
**Libraries
Change Lives**

Friday 12 July
Bairnsdale Library
6.00 pm – 7.45 pm

Phone 5152 4225 or book
in person at the library for
this FREE event.

School Holiday Activity Session

Painting Mugs



Paint your very own mug these school holidays

Join us for our Winter School Holiday Program activity session. Listen to stories, play games, win prizes and paint your very own mug which you can keep!

Phone 5152 4225 or book in person at the library for this FREE event.

||| / / / /
Libraries
Change Lives

Thursday 4 July
Lakes Entrance Service Centre
10.30 am – 12.00 pm

Thursday 4 July
Orbost Service Centre
2.00 pm – 3.30 pm

Friday 5 July
Bairnsdale Library
10.30 am – 12.00 pm

Friday 5 July
Paynesville Service Centre
2.00 pm – 3.30 pm

754 Community Playgroup

Commences Thursday February 14th 2019

Come along and have some fun playing together with your child (aged 0 – 5).



Playgroup will take place every Thursday in the Bairnsdale Primary School Hall.

It is free of charge – fruit will be provided

9.00am – 11.00am

Tell your friends, all welcome.

Hope to see you there!

**FOR MORE INFORMATION, PLEASE CONTACT THE SCHOOL
ON 5152-4395 OR CHECK US OUT ON FACEBOOK!**

754 Canteen Menu

Open Tuesday to Friday only

Lunch orders to be placed by 9.00am - no late orders please

Hot Food

Steamed Dim Sim	\$1.50 ea
Chicken Strip	\$1.50 ea
Party Pie	\$1.50 ea
Large Sausage Roll.....	\$3.50
Traveller Pie.....	\$4.00
Hot Dog	\$4.00
Chicken Roll with Gravy	\$4.50
Nachos	\$4.00

(Please ask for Sauce)

Pizzas

Ham & Cheese.....	\$4.00
Ham, cheese & Pineapple.....	\$4.00

Burgers /Toasties

Chicken burger

(lettuce, cheese, mayo & 2 chicken strips).....	\$3.50
Ham and Cheese Toastie	\$3.00

Our menu is colour coded to make healthy selection easier

****GREEN-** excellent, healthy choice option, appropriate for daily eating

***Orange-**good choice

***Red-** OK choice, best for occasional eating only

PLEASE NO HEATING OF FOOD BROUGHT FROM HOME, DUE TO "HEALTH REGULATIONS"

* Add 20c if you don't have your own paper bag

Sandwiches

Vegemite.....	\$2.00
Cheese.....	\$2.00
Ham.....	\$2.00
Ham & Cheese.....	\$2.50
(Chicken, Lettuce & Mayo)...	3.50
Salad Sandwich.....	\$3.00
(cheese, lettuce, tomato, beetroot)	

Snacks

Popcorn (Scoop).....	50c
Apples or Oranges	50c
Biscuit	\$1.00
Fresh muffin.....	\$1.00
Cheese stick.....	\$1.00
Tubs of yoghurt.....	\$2.00

Counter Sales Only - First Break



















Frozen Cruncha's	\$1.50
Ice-Cream in a cone.....	\$1.50
Zooper Doopers	\$1.00
Natural Fruit Slushy	\$2.00

Drinks

Juice	\$1.50
(orange, apple or tropical)	
Flavoured milk	\$2.50
(choc or strawberry)	

Bairnsdale Primary School (754)

Matrix - SWPBS Expectations

We all come to school to learn!	RESPECT	RESPONSIBLE	RESILIENT
CLASSROOM	<ul style="list-style-type: none"> Use excellent manners Be organized Listen to instructions 	<ul style="list-style-type: none"> Always make positive choices Own your own behaviour Be at line up on time 	<ul style="list-style-type: none"> Be sensible Be brave and persevere Always have a go and try your best Accept the consequences of your behaviours 
CORRIDOR MOVING AROUND THE SCHOOL	<ul style="list-style-type: none"> Walk safely and quietly Close doors gently Know personal space 	<ul style="list-style-type: none"> Go straight to your destination Wait quietly 	<ul style="list-style-type: none"> Wait your turn Be a role model Respond appropriately 
PLAYGROUND	<ul style="list-style-type: none"> Use common sense Own your own behaviour Respect others personal space and property 	<ul style="list-style-type: none"> Enjoy sensible and fair play Plan your play time Pack away equipment Always include others 	<ul style="list-style-type: none"> Solve your own problems Apply common sense Adapt when things don't go your way 
BUS	<ul style="list-style-type: none"> Use excellent manners Show a positive attitude Keep the bus clean 	<ul style="list-style-type: none"> Seat belt on Quiet voice Stay seated Own your own behaviour 	<ul style="list-style-type: none"> Try to solve your own problems Ask for help 
TOILETS	<ul style="list-style-type: none"> Wait your turn Respect others privacy Keep toilets tidy 	<ul style="list-style-type: none"> Use the toilets during break times Wash and dry hands Use toilet and sink correctly 	<ul style="list-style-type: none"> Solve your own problems Ask for help 
ASSEMBLY	<ul style="list-style-type: none"> Always clap for achievements Sit look and listen Use excellent manners 	<ul style="list-style-type: none"> Keep hands feet and objects to yourself 	<ul style="list-style-type: none"> Be pleased for others 

There is **never** an occasion when violence is an acceptable behaviour.